

## What is the Preservation Pad?

The library's new Preservation Pad is here to help you convert your print, photographic, and analog media into a digital format. The MCMLS Genealogy department recognizes that the photos, documents, and videos of today are the historical records of the future. You've made the memories, we want to help you make them *last* for future generations.

The Preservation Pad is set up into seven distinct stations with state of the art equipment to help you preserve your memories:

### Print Photographs & Albums Station



Got shoeboxes or photo albums stuffed with print photographs? Our Scannx Bookscan station will help you convert those prints into high-resolution digital images. With an easy to use touch-screen interface as well as two modern scanners—including our high speed photo scanner, you will be able to create digital copies of all those photographs in no time flat.


**Bring in a spare USB flash drive and your photos / albums to get started!**

The Preservation Pad is a free service provided for our library users.

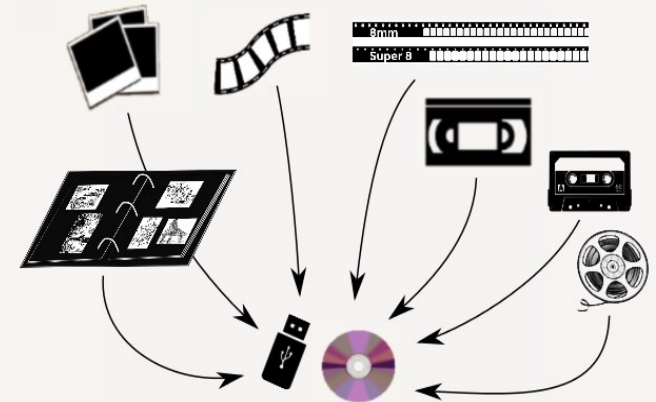
If you are interested in using any of Preservation Pad stations, we ask that you please contact the Genealogy Department to set up a reservation first by calling 936-788-8363 ext. 6249 or emailing us at:

[librarygenealogy@countylibrary.org](mailto:librarygenealogy@countylibrary.org).

Due to anticipated high demand for our new equipment, reservations will be made on a first-come first-served basis!



[www.countylibrary.org](http://www.countylibrary.org)



*Making Memories Last*

**Central Library**

**104 I-45 N. Conroe, TX 77301**

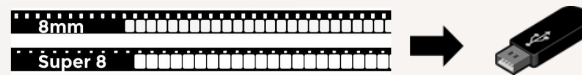
### Slides, Negatives, & Albums Station



Want to convert those old slides or negatives into a digital image? For a quick conversion use our Wolverine F2D mighty scanner. For the highest fidelity digitization our powerful Epson V850 Pro flatbed can convert your slides, negatives, prints, and albums into any digital format type you'd like.

**Bring in your old photographic media / albums along with your USB Flash drive to get started!**

### 8mm & Super 8 Film Station




Our Wolverine MovieMaker Pro can convert your old 8mm and Super 8 film reels into an MPEG digital video format.

Conversion time depends on the size of the reel, ranging from 20-30 mins for 3 in reels up to 4+ hours for 7 inch reels. A maximum reservation of 5 hours per day allowed.

**Bring in your 8mm / Super 8 reels along with your USB Flash drive to get started!**

### Audio Cassette To Digital Audio Station



Have any old audio cassette tapes still? Our new Ion USB Cassette converter works with two software options to convert your tapes to a .wav audio file (burn onto a CD to use in your car stereo) or a digital .mp3 file (usable on a computer, smartphone, or mp3 player)

**Bring in your audio cassettes and your USB Flash drive or blank CD-R disc to get started!**

### VHS-to-DVD Station



This station will let you copy old VHS tapes to DVD. Just bring in your old VHS tapes along with a blank DVD -R / -RW disk to get started.

Tapes are converted in real time (ex. 2 hour tape takes 2 hours to convert) with a maximum reservation of 4 hours per day allowed.

(Note: Our player can't read positive DVD discs (DVD +R / +RW).

**(Please double check your disc type before coming in to use the converter!)**

### DVD/Blu-Ray / M-DISC Duplication Station



Our disc-duplicating machine can make up to five copies at once of a CD, DVD, Blu-Ray disk or M-Disc archival media. It's great for making copies of the home movies for all the kids and grandkids.

**Just bring in your source disc along with however many blank discs you'd like to copy onto to get started!**

### Magnetic Audio Tape To Digital Audio Station



Thanks to a generous donation from one of our patrons we've acquired an old Panasonic Solid State Tape recorder. Paired with the Audacity audio software we can help convert old audio recordings on magnetic tape over to a digital .mp3 file. Please see staff for additional details regarding this station.

**Bring in your audio tape reels and a your USB Flash drive to get started!**